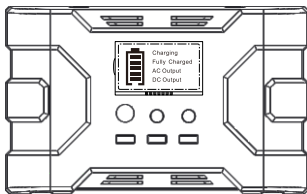


# Electric Energy Storage Box

## (Portable Solar Power Station)

### E series—EA150

# User's Manual



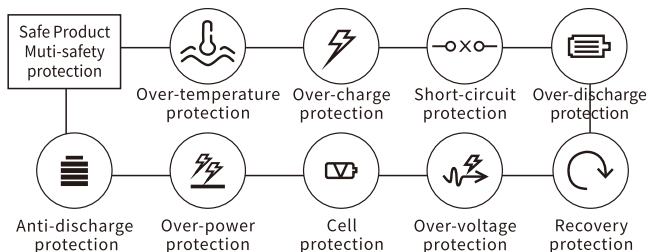
#### **Important**

The AC output Voltage of this Power station is 100V to 110V or 220V to 230V/50HZ or 60 HZ, The actual product specifications, include the AC output voltage, it will be variant in different countries or regions.

For detailed specifications, please refer to the actual model you buy, please read this manual carefully before you use it.

# CONTENT

01	PAGE	-----	Product Introduction
02	PAGE	-----	Specifications and quick glance
03-05	PAGE	-----	Basic operation
06	PAGE	-----	Battery status Main Applications
07	PAGE	-----	Warranty and Cautions



## Product Introduction ▾

Thank you very much for purchasing EA150 Mobile power Station, Please read this manual carefully and keep it for future reference. This Power station can power AC devices(samll appliances) and charge for portable electronics, it can be widely used in camping , roadtrips, weekend trips and emergency situation etc . It is also a great power source in unexpected outages. This power station is designed to supports USB , DC and AC outputs, It is a large capacity power bank designed to run lights, phones, laptops, and small appliances in an offgrid or power outage situation. This Portable Power Station helps you keep all your essential devices charged up and ready.

**Please note!** The purpose of this manual is to help you to use the product correctly, It not specify any description about the software configuration and hardware specifications of this product. For specified product configuration information, Please refer to the sales contract (if any) related to this product or please check with your seller. All pictures in this manual is only for reference, Please refer to the actual products in case of any mistake! We will not be held liable for any errors this manual may contain. The appearance of this product and its specifications are subject to change without notice.

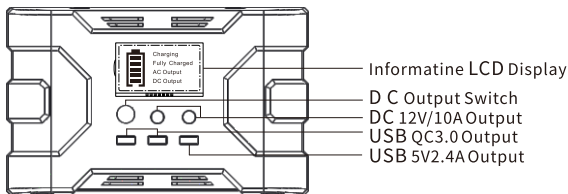
## Specifications

Product model: EA150 (lithium battery) Portable power station	
System storage capacity (battery capacity):166Wh	
AC output	Peak power: 200W
	Rated power: 150W
	Standard output voltage: 110V/230V
	Standard frequency: 50/60Hz
	Static consumption (no load): < 5W
	Maximum efficiency (> 70% load):92%
DC output	DC 9~12V/10A(Max)
USB	2xQC3.0; 5V/2.4A
Solar Charging	Maximum input power: 60W
	Input voltage range: 18V-24V
Specification	Charging time: DC15V/2.5A:5~6 hours
	Working temperature: -10 °C ~40 °C
	Cycle life: > 800 times
	Cooling method: air cooling and heat dissipation
	Appearance size: L:210*W120*H:130 (mm)
	Package size: L:310*W:165*H:200 (mm)
	Net weight: 2.0kg
	Gross weight: 2.5kg

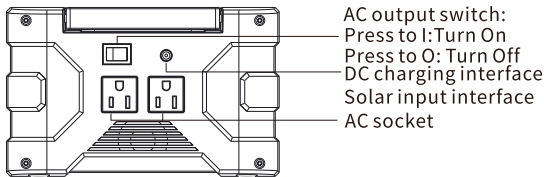
Note: Accessories may be different depend on actual modes.

## The power station at a glance

### 【Front overview】



## 【Rear overview】



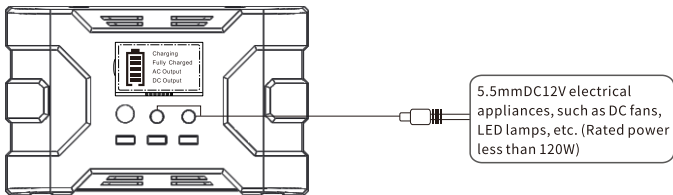
## Basic Operation ▾

### 1. How to power DC 12V DC Devices?

(For some car electronics, LED Light and DC fans etc.)

The spec. of the 12V DC jack of this power station is 5.5mm, just insert the DC plug of your electronics or small appliances to the DC jack of this power station, it can power them, please ensure that the DC plug of your electronics or small appliances is 5.5mm, if not, please prepare a adapter to match it before use it.

## 【Front view】



◎ :The DC output range of this power station is 9v~12.6v, The max. output current is 10a, the DC voltage will drop as the battery capacity reducing, If your electronic devices or small appliances not have Voltage stabilizing function, it may power off due to low voltage, please remove your devices and charge your power station in time.

### 2. How to power your AC Devices?

Just plug the power cable of your AC devices (small appliances) to the AC socket of this power station and press the AC switch to "O" Position. (Turn on the AC switch), then, this power station can power your AC devices.

#### Note:

1. Please ensure the Plug of your AC devices are matched the AC socket of this power station.
2. Please ensure the rated voltage of your AC devices are matched the output voltage of this power station. It may cause danger if not be matched.
3. Please ensure the rated power of your AC devices not exceed the rated power of this power station. if exceed, your AC devices will not work.

### 【Rear view】

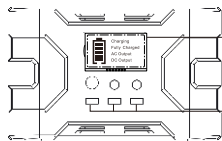


Please ensure the total power of your AC devices not exceed 150W, such as Lights , Fan, Play games etc. Please turn on the AC switch first. If the Total rated power of your AC devuces exceed 150W or AC Output short circuit, it will activate short-circuit protection and overpower protection, after trouble shooting or remove the AC devices, re-start the power station, it will recover to work.

### 3.How to charge USB products?

Connect your USB products to the USB port of this power station, Turn On the DC switch, This power station will charge your USB products.

### 【 Front view】



**Multifunction LCD Screen**  
The LCD display provides easy access to detailed power station settings and information. The LCD shows a variety of helpful data, including battery charge and discharge level meters, DC output and AC output status.

Mobile phones, iPad, Laptop

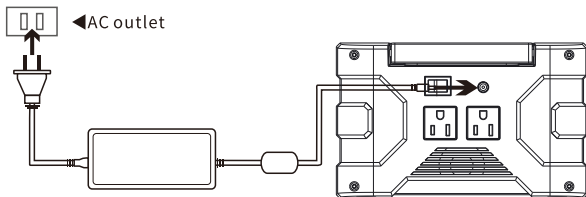
For environmental protection and energy saving, Please turn off the AC function, if you not use it .

### 4.How to recharge this Power station?

#### a.Easily recharge from an AC outlet

Just plug the power adapter(come with this power station) to the wall outlet,the LCD screen appear"charging" to indicate that the power station is being charged.If the battery level icon(battery meter) on the LCD screen is on 100% level (battery meter stop flashing),LCD screen will appear" Fully charged" to indicate that your power station is fully charged ,not full charge.unplug the power adapter from the wall outlet after recharge is completed.

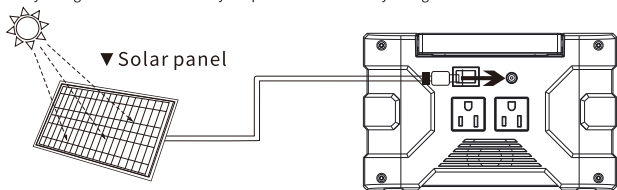
◀AC outlet



**b.Recharge this power station by solar panel**

① Place the solar panels under sunlight;

② Please connect the output end of the solar panel to the Solar Charging Jack of this product,When the battery icon (battery meter) on the LCD screen is flashing and appear "Charging",The power station is being charged normally.when the battery level icon on the LCD screen stop flashing, it will appear "Fully charged" to indicate that your power station is fully charged.

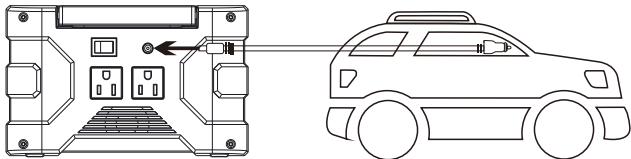


**Note:**Conversion Rate depend on climate, temperature, battery status, and other factors.

**Use it under low temperature environment**

Due to the chemical property of the battery,Low temperature environment,such as cold weather (below zero degrees Celsius) will affect the performance (Output Stability) of the battery.If you will be living in a cold area and can not recharge this power station by wall outlet,we recommend that you place this power station in a warm environment and recharge it by a solar panel.This will make the power station work in normal Temperature and good condition.

The built-in rechargeable battery of this product is non-removable .Do not attempt to open the case and remove the battery anytime, as this may cause serious injury to your body or serious damage to the power station. Dispose the used battery according to the applicable recycling regulations.



**C.Charge through the cigarette lighter receptacle of your 12V car**

Using the car charger, plug the product into the 12V cigarette lighter receptacle of your car. You Will know the product is charging when the battery icon on the LCD screen is flashing and appear "Charging". The product is fully charged When the battery icon on the LCD screen stopflashing and appear"Fully Charged".

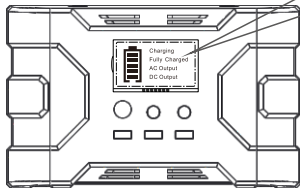
**Attention:** To avoid car battery power loss, you should charge thisproduct through your car cigarette lighter only when your car engine isstarted. This function is for 12V car ONLY

## Battery Status ▾

【 Front view】



Charging  
Fully Charged  
AC Output  
DC Output

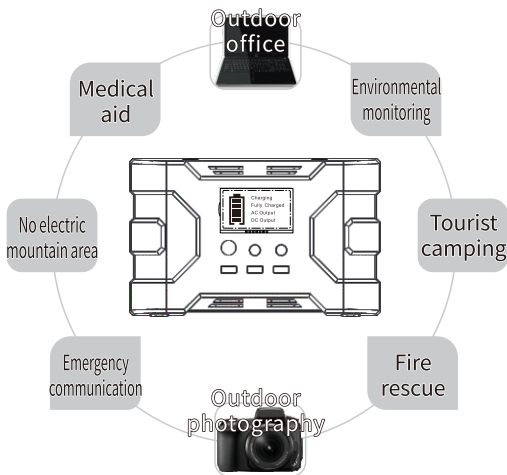


The Battery level icon(battery meter) on LCD screen show the remaining capacity of battery and charging status of the power station.

It has 5 battery levels - 20% / 40% / 60% / 80% / 100% .one grid represents 20% When you use this product, battery bar will show the remaining capacity and how much power you' re using.

When you charge it, Battery level icon will be flashing and LCD screen will appear "charging" .Battery meter will stop flashing and appear "fully charged" when the power station is fully charged.

## Main Applications ▾



This product is widely used for outage, outings or camping trips, including outdoor activities, No power area, medical rescue, fire rescue, emergency communication, environmental monitoring, Geological Survey, Oil exploration, ecology and investigation, Agricultural production etc. With this power station, we've taken mobile power to a whole new level, creating a power supply that's extremely potent yet remarkably portable. Whether within the confines of your home or in the great outdoors, we've created a way for you to never run out of power but stay connected. Your life is mobile, so we've put unlimited power in your hands.

## Warranty service ↘

We promise that the quality of our “Energy storage box” is excellent, your energy storage box has a one year (from the date your purchase) guarantee against any manufacturing defects. But, we are not responsible for the damage caused by following reasons:

1. Any man-made damage, misuse, abuse and neglect etc., but, we provide compensated repair service.
2. Unauthorized disassembly, Modification, repair or attempt to open or repair the product by unqualified personnel.
3. Damage happen in transport, improper storage, handling and maintenance etc.
4. Any scratches, dent and deformation on case or drop to damage (caused by user)
5. Product damage caused by short circuit due to:
  - a. Any liquid is spilled onto, or objects fall into the product.
  - b. The product is exposed to rain or water.
6. AC Power cable is a consumable, it is not covered by warranty term;
7. Using this product near water or in high temp. rainy/moist situations.
8. Product Bar code torn, scratched, blurred;
9. Out of Valid warranty period

## Cautions ↘

1. We use high-quality original lithium-ion battery for this product. It has the advantage of slow degradation, High Stability, large capacity and long-lifetime. However, we still recommend using it in temp. between 10 °~30 ° to get the best optimal work efficiency.
2. Avoid magnetic or electric fields — Do not use the product close to TV transmitters, portable communication devices or other sources of electric or magnetic radiation. They may cause picture interference, or permanently damage the power supply.
3. Keep it away from fire (or it might explode)
4. Store this product in a dry place at temperatures no higher than 30 °C. Please pull out all cables if you do not intend to use it for a long time.
5. Please double check the total power of your await for charging devices before use this product. Make sure not exceed the rated power of this power station.
6. Do not overcharge or leave unplugged for an extended time.
7. Charge and discharge your Power station fully at a minimum of every three months.
8. To reduce the risk of fire or electric shock, do not expose this product to rain or moisture
9. To reduce the risk of electric shock and to reduce annoying interference, use the the recommended accessories only.
10. To prevent electric shock, Please ensure fully insert the plug to wall outlet or to the AC output of power station.

Specifications are subject to change without notice.

## Certificate

Product Specifications: \_\_\_\_\_

Inspectors: \_\_\_\_\_

Date of manufacture: \_\_\_\_\_



Made In China